

STEAMing Up the Library

Tina Coffey


@elemitr

Roanoke County Schools

ITRT

Instructional Technology Resource Teacher





LEARNING
COLLABORATORY

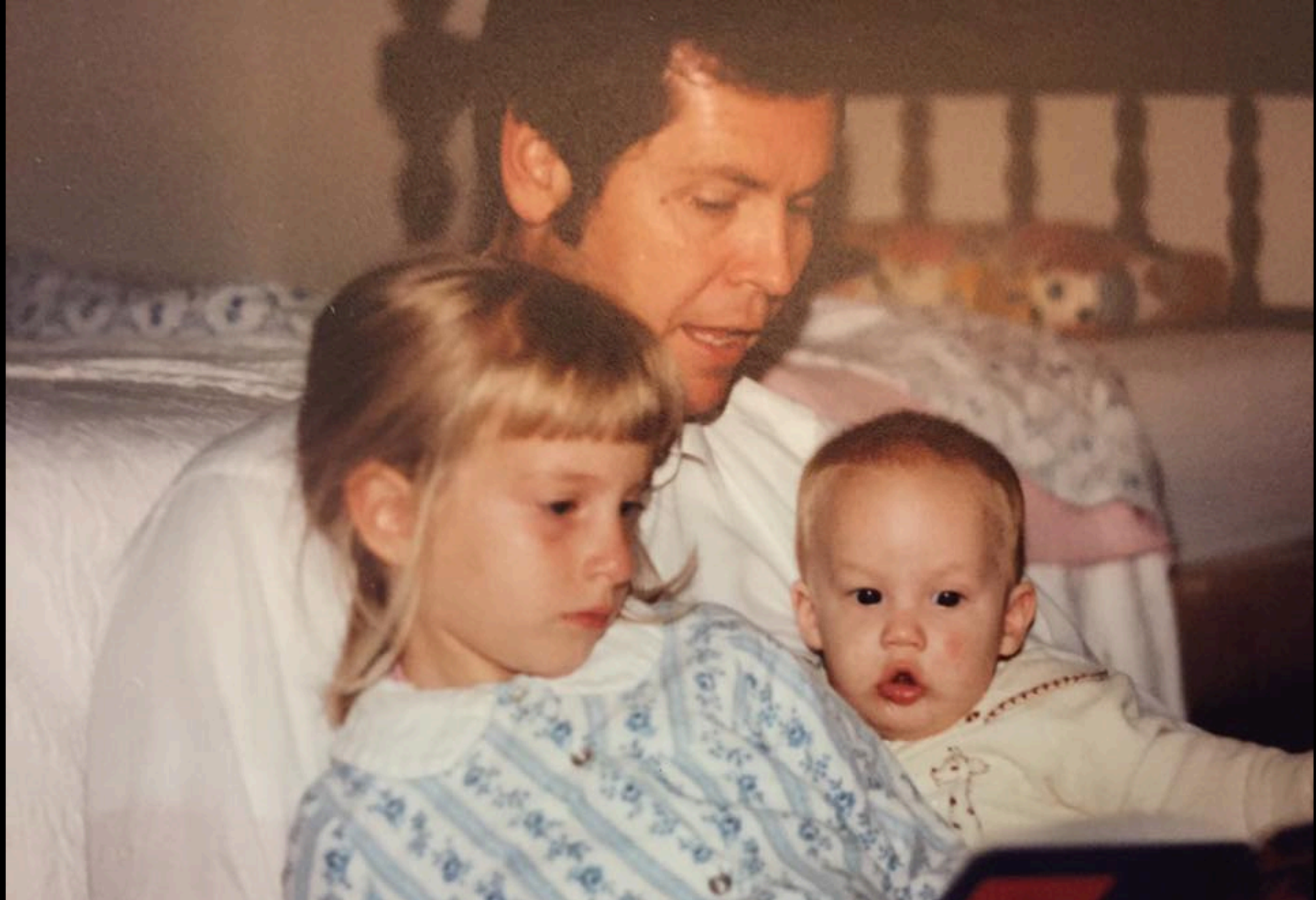
Make, Create,
Invent, Iterate

www.LearningCollaboratory.com













WORLD BOOK



W.X
Y.Z

21



WORLD BOOK



22

20



WORLD BOOK



1

19



WORLD BOOK



6

18



WORLD BOOK



5

17



WORLD BOOK



Q

16




WORLD BOOK



P

15




WORLD BOOK



2

14



WORLD BOOK



3

13



WORLD BOOK




1

12




WORLD BOOK



K

11



WORLD BOOK




J

10



WORLD BOOK




I

9



WORLD BOOK



H

8



WORLD BOOK



G

7




WORLD BOOK



F

6



WORLD BOOK



E

5



WORLD BOOK



D

4




WORLD BOOK



C

3



WORLD BOOK



B

2




WORLD BOOK



A

1



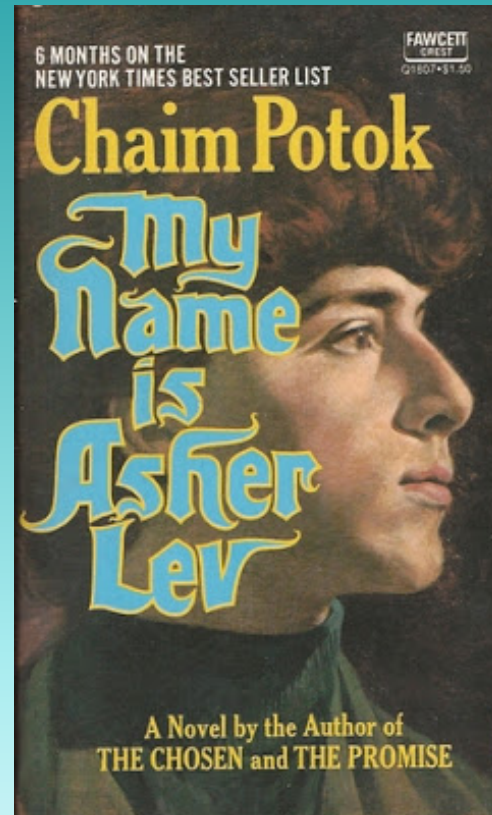
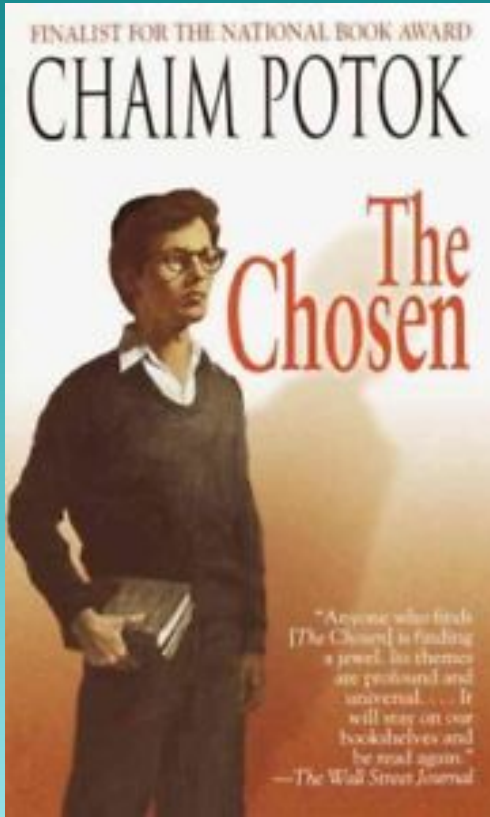












Tech



Library spaces
ARE changing

**These constants are
still true...**

**Safe Space
to Learn**





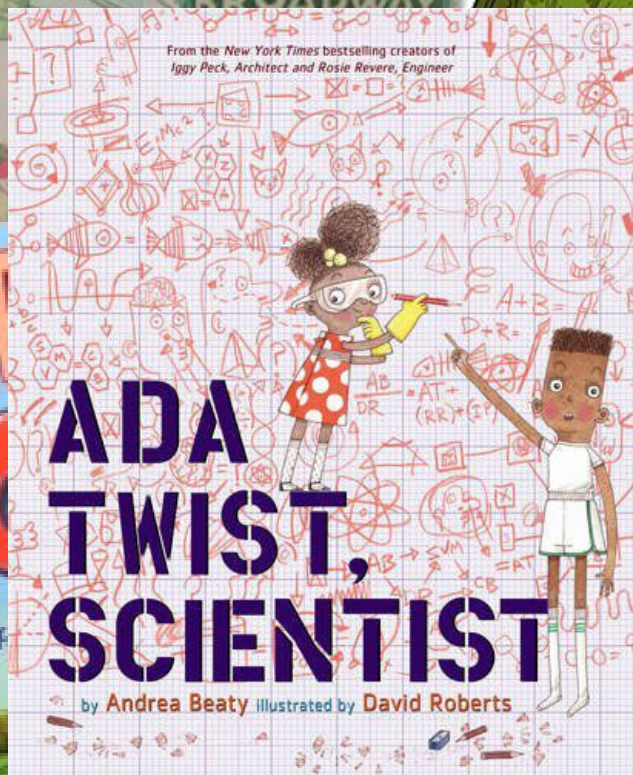


**Libraries provide
access for ALL.**

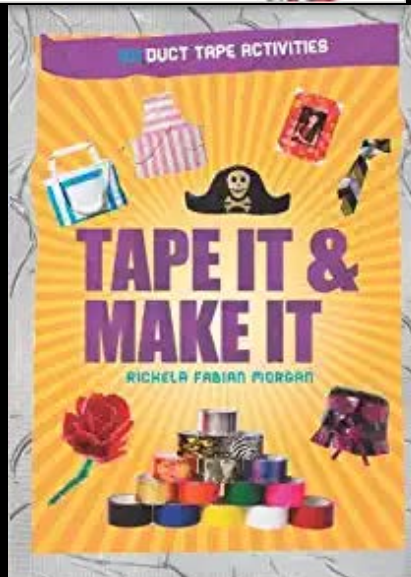
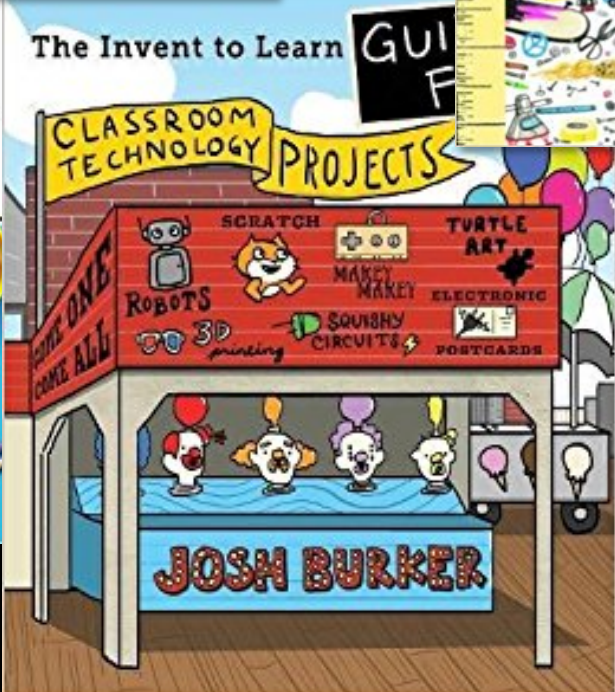
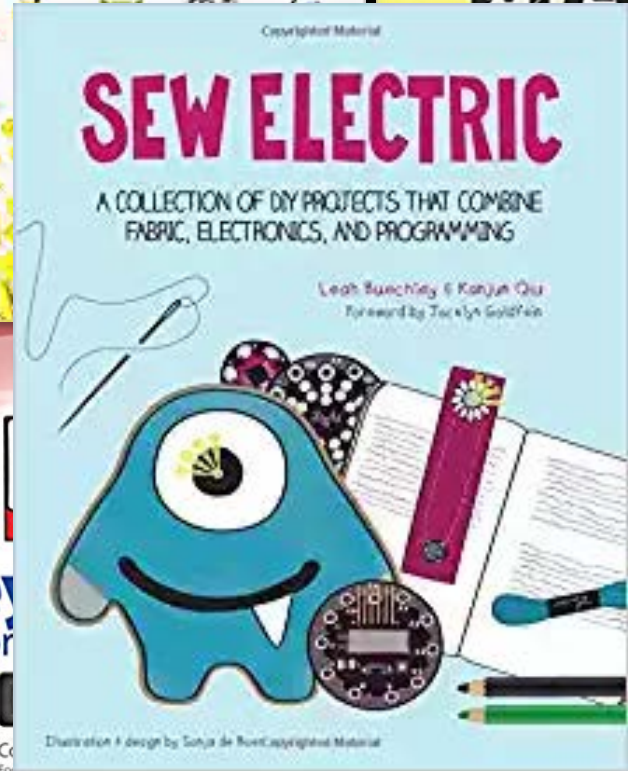
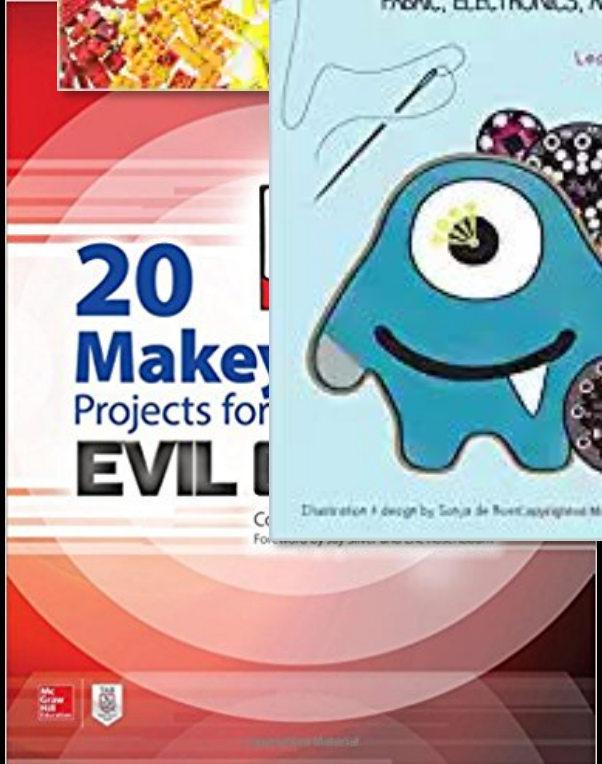
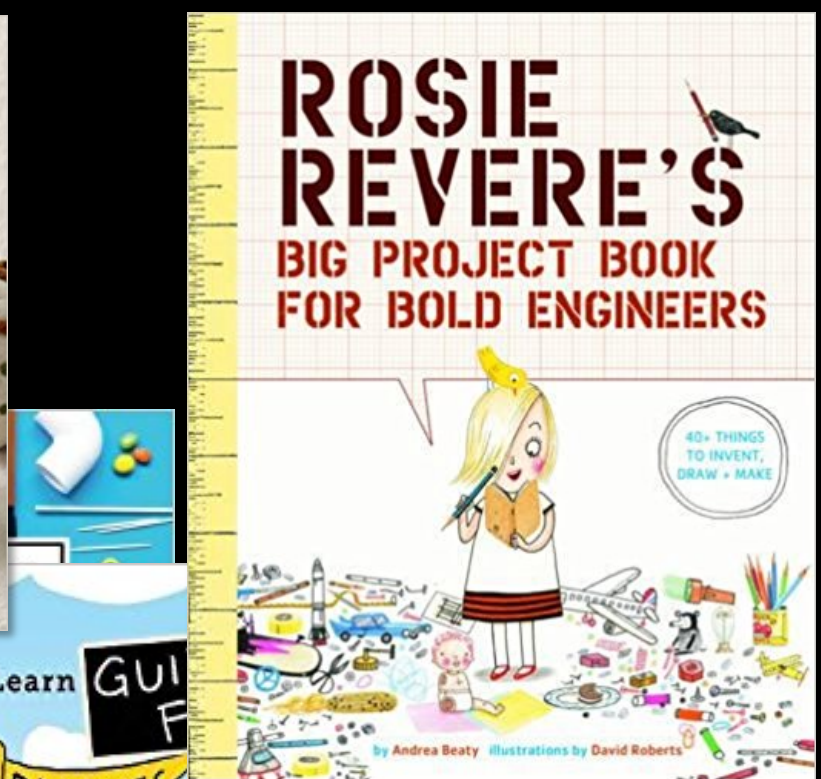



S T R E A M

A large, bold, red capital letter 'R' is positioned on the left side of the image. It has a thick, blocky appearance with a slight shadow or gradient effect, giving it a three-dimensional feel. The letter is set against a solid black background.

**reading and literature
resources
research**





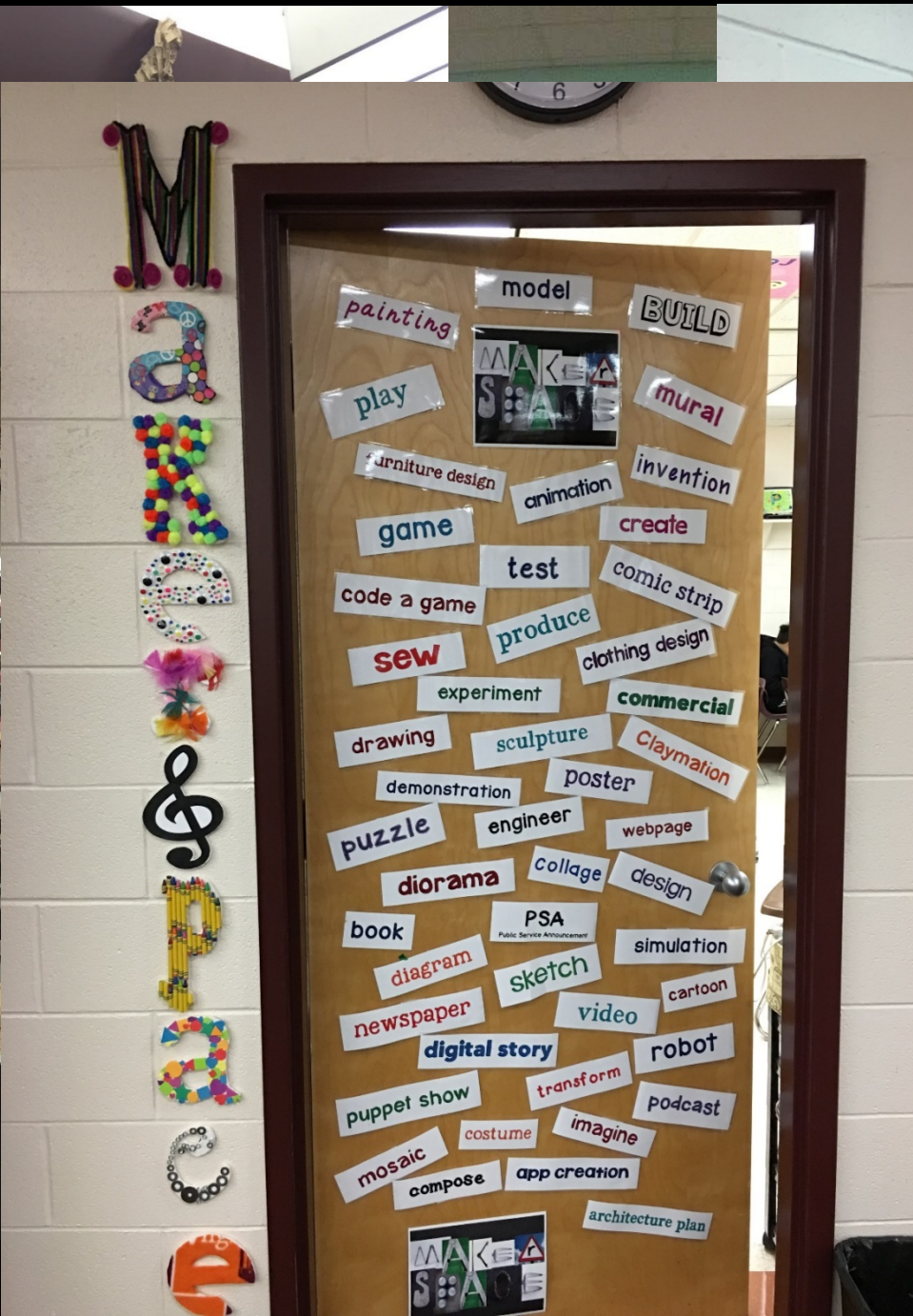

Resources

It's **NOT** About the
Stuff



**“There is NOT just
one right way to
do library.”**


– Joyce Valenza



**How a library may look
depends on needs, culture,
and interests of a school
community.**

Themes


Film making



Coding and Programming



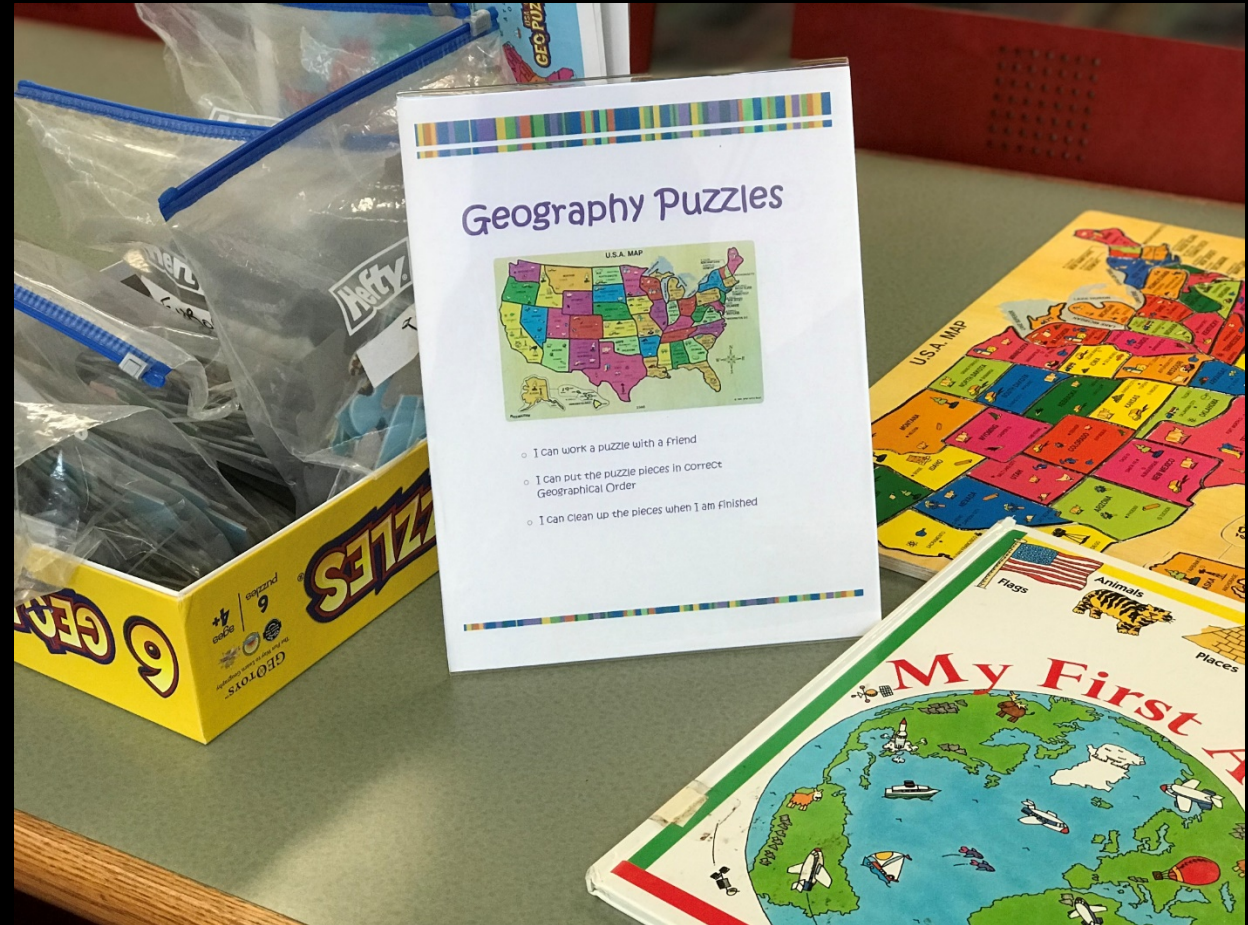
Robotics



Building



Games and Puzzles



Breakout Edu



AR and VR



Design Challenges



Connecting groups globally



Research



I Need Help With My Website



By Greninja2 on Nov 13, 2017

Hello everyone! I'm here to say that i made a website, but i need help getting it online. How do you get it online? I'd like to publish it to show my Minecraft mods and other stuff, so if anyone knows that would be helpful.

Created: Nov 13, 2017, 1:39pm

Updated: Nov 13, 2017, 1:53pm

[Show Revisions](#)



Bob The Blob ▼

I know how to get it online you go on google and you look up how to make a website online.

Nov 13, 2017, 2:03pm (70.166.73.59) [Edit](#) | [Remove](#) | [Reply](#) | [Unapprove](#)



MintElephant3 ▼

You made a website! You must have a lot of time on your hands.

Nov 13, 2017, 2:04pm (70.166.73.59) [Edit](#) | [Remove](#) | [Reply](#) | [Unapprove](#)



Weird Developer Guy ▼

its actually not that hard you just make a text file or .txt and rename the .txt to .html or .htm

Nov 14, 2017, 11:27am (70.166.73.59) [Edit](#) | [Remove](#) | [Reply](#) | [Unapprove](#)



The Epic Onion100 ▼

Teach me how to make a website please

Nov 16, 2017, 7:20pm (24.254.148.175) [Edit](#) | [Remove](#) | [Reply](#) | [Unapprove](#)



Greninja2 ▼

One of the best ways to learn is at the W3schools website, they have coding tutorials and might help you. ☺

Nov 28, 2017, 1:26pm (70.166.73.59) [Edit](#) | [Remove](#) | [Reply](#) | [Unapprove](#)



theboss375

I also made a website and if any other people want to i recommend buying the book create with code that is what Greninja2 did the book is very disricptive

Nov 28, 2017, 11:59am (70.166.73.59) [Edit](#) | [Remove](#) | [Reply](#) | [Unapprove](#)



BLACK DIAMOND ▾

Or the Dummies book on it they have very good ones.

Mar 6, 2018, 2:08pm (70.166.73.59) [Edit](#) | [Remove](#) | [Reply](#) | [Unapprove](#)



SUSTAINABLE DEVELOPMENT GOALS



Teach SDGs

www.teachsdgs.org

SDGs in Action App

<https://sdgsinaction.com>

Free Online Course on Teaching the SDGs

<https://education.Microsoft.com/courses-and-resources/courses/sdg>

Check out the Twitter Hashtags:

[#TeachSDGs](#)





**1:1 virtual, collaborative global STEAM (STEM + Arts) courses between students
all around the world**

PIONEERING GLOBAL STEAM | www.levelupvillage.com

List of Enrichment Collaboration Experiences



Global Conversations:
Malala Yousafzai
Literature, Global
Citizenship
Ages 11-15



Global Language Lab
Foreign Languages, Global
Citizenship
Ages 11-15



**Global Storybook
Engineers**
Literacy, Engineering,
Global Citizenship
Ages 4-7



Global Conversations:
The Giver
Literature, Social
Issues, Global
Citizenship
Ages 11-15



Global Scientists
Water, Engineering,
Global Citizenship
Ages 8-10



Global Programming:
**Animators, Creators,
Designers**
Coding, Global
Citizenship
Ages 4-7, 8-10 and 11-
15



Global Inventors
CAD, 3D Printing,
Engineering, Global
Citizenship
Ages 8-10 and 11-15



Global Sound Artists
Sound, World Music,
Global Citizenship
Ages 4-7



Global Web Designers
HTML/CSS,
JavaScript, Web
Design, Energy, Global
Citizenship
Ages 8-10 and 11-15


Example Courses

- Build a solar flashlight**
- Design a water filter**
- Code a video game**
- Make Musical Instruments**

Example Countries

- Honduras
- Nicaragua
- Argentina
- Mexico

- Ghana
- Kenya
- Jordan
- Zimbabwe





Global Inventors

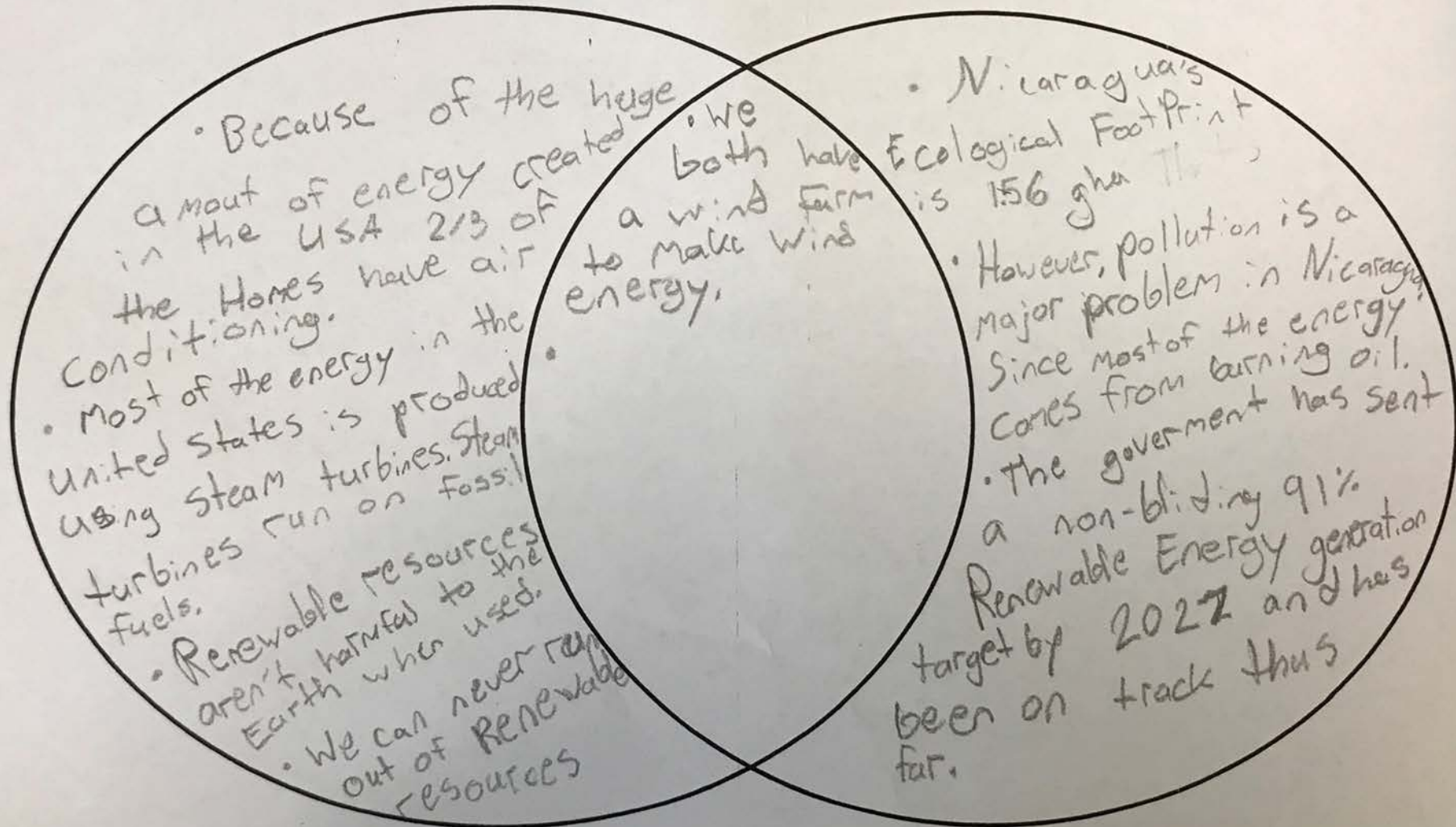



Elementary Spanish





USA

Nicaragua




















Global Scientists












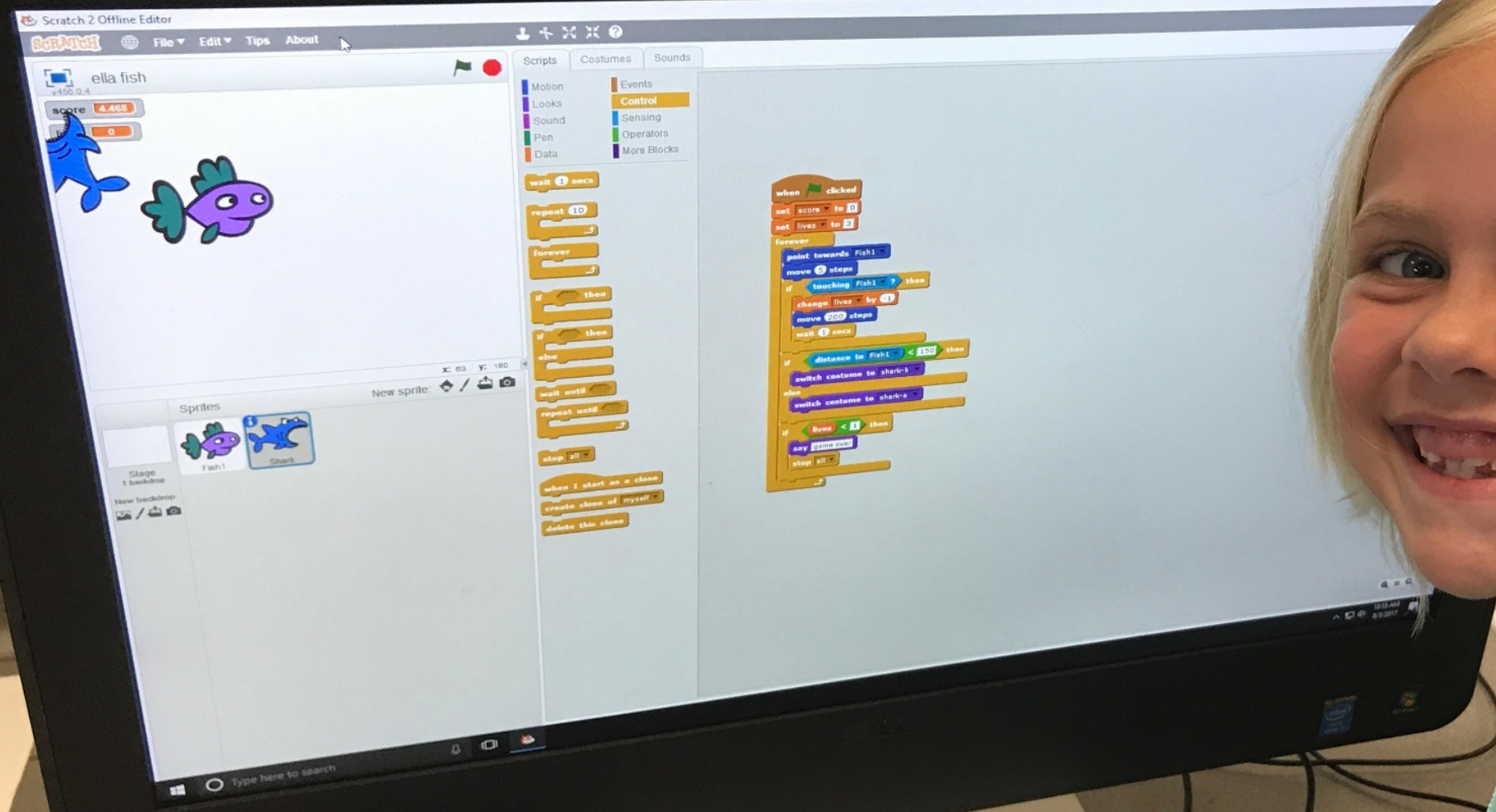
Global Sound Artists





Global Programmers

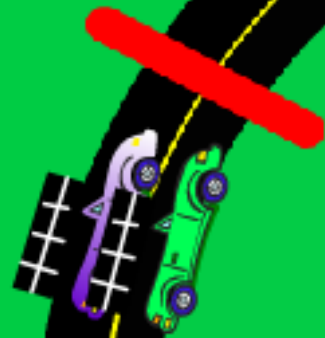


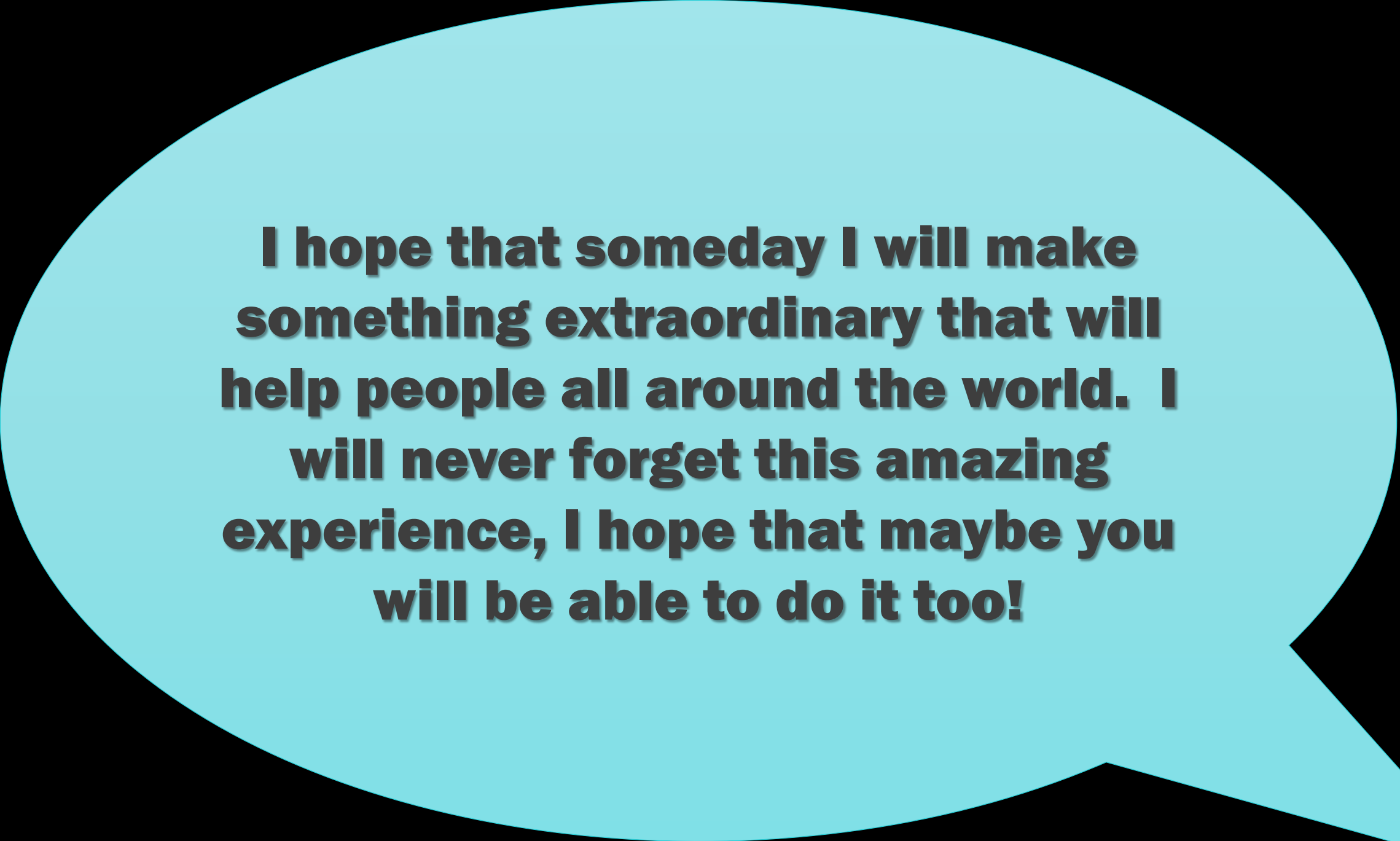




us score 0

gp score 0





I hope that someday I will make something extraordinary that will help people all around the world. I will never forget this amazing experience, I hope that maybe you will be able to do it too!



Level Up Village

www.levelupvillage.com

Belouga

www.belouga.org

Empatico

<https://empatico.org/>

Global Read Aloud:

<https://theglobalreadaloud.com>

The Wonderment

<https://thewonderment.com/>

A large, bold, red capital letter 'R' is positioned on the left side of the image. It has a thick, blocky appearance with a slight shadow or gradient effect, giving it a three-dimensional feel. The letter is set against a solid black background.

**reading and literature
resources
research**



**Safe Space
to Learn**

**Libraries provide
access for ALL.**

Pictures and examples from...

Heather Balsley – William Byrd Middle School

Kim Booth – Glenvar Elementary

Sandra Marcus – Oak Grove Elementary

**Sherri Rickman and Luanne Hatcher – Cave Spring
Elementary**

Find Presentation Resources:
www.LearningCollaboratory.com

Contact info:

Tina Coffey

tcoffey@rcs.k12.va.us

[@elemitr](#)

teaching-with-technology.com